

Zajęcia rozwijające kreatywność

Temat: Figury geometryczne wokół nas.

Zadanie 1


Posłuchaj piosenki, zobacz o jakich figurach jest mowa w piosence.

<https://youtu.be/Lv-1s65cgJM>


Zadanie 2

Jednym z ćwiczeń wspomagających rozpoznawanie figur, które chciałabym Wam dzisiaj zaproponować, jest gra „Figury wokół nas”, zakładająca wyszukiwanie wcześniej wskazanych kształtów w najbliższym otoczeniu. Symbole figur potrzebne do zadania można wydrukować (karty pracy do pobrania).


Na początek spróbuj odszukać rzeczy w swoim pokoju o podanych kształtach.



KOŁO




KWADRAT



OWAL






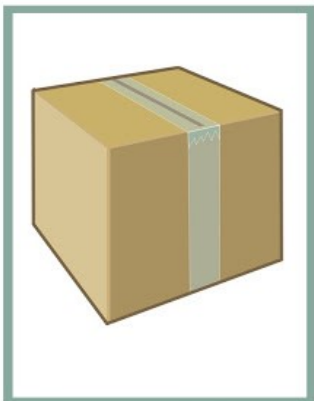
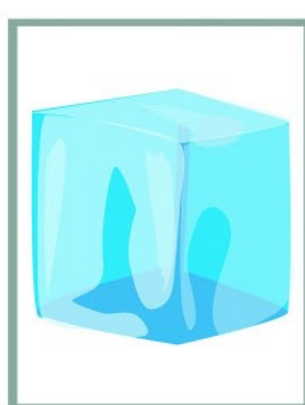


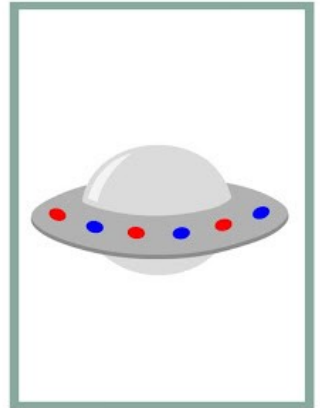
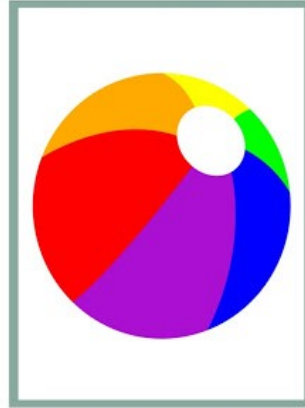
PROSTOKĄT





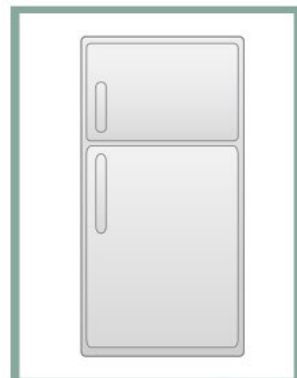












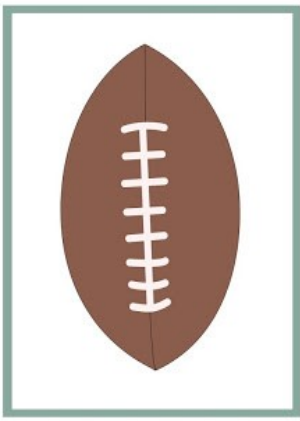
TRÓJKĄT

Jak grać?

Rozkładamy karty z figurami. Zadaniem Waszym jest dopasowanie obrazków do odpowiedniego kształtu.







Zadanie 3 Rysujemy kółka

Dokończ rysunki według podanego wzoru.

