









1. Połącz w parę obrazek przedstawiający zwierzę z odpowiadającym mu cieniem.



2. Dopasuj paski i cętki do zwierząt.



3. Wytnij i dopasuj odpowiednio elementy obrazków.



4. Pokoloruj obrazek.

