

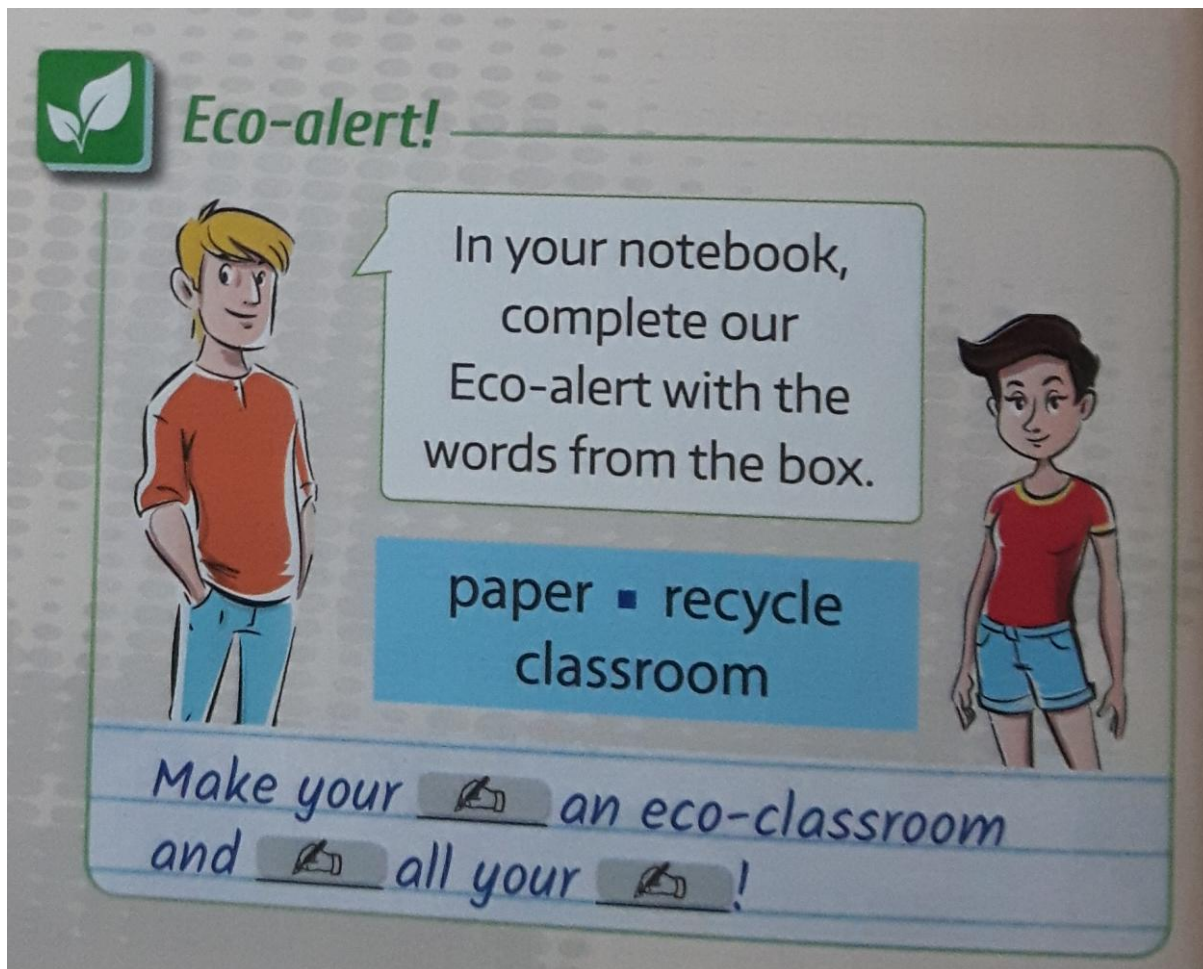
Temat: Train your brain!


Ćwiczenie 1. Przeczytaj o przyszłości Lulu. Odpowiedź na pytania.



1. When will Lulu get a job? *She will get a job in a January.*
2. When will she become famous?
3. When will she get married?
4. When will she get divorced?




Ćwiczenie 2. Uzupełnij.






 **Eco-alert!**

In your notebook, complete our Eco-alert with the words from the box.

paper ■ recycle
classroom

Make your  an eco-classroom
and  all your !



The illustration features a green leaf icon in a square at the top left. Below it, the text 'Eco-alert!' is written in a bold, green font. A speech bubble contains the instruction: 'In your notebook, complete our Eco-alert with the words from the box.' Below the speech bubble is a blue box containing the words 'paper ■ recycle' and 'classroom' on two lines. At the bottom, a light blue banner contains a handwritten-style sentence: 'Make your  an eco-classroom and  all your !'. The entire scene is framed by a green border. On the left and right sides of the central text area are two cartoon characters: a boy with blonde hair in an orange shirt and blue pants, and a girl with dark hair in a red shirt and blue shorts.

Opracowanie: Agnieszka Kowalczyk

Na podstawie: Beare Nick. Brainy klasa 6. Macmillan Education 2019.



Ćwiczenie 3. Znajdź pięć zdań i podpisz ilustracje. Utwórz wyrażenie z pozostałych liter.

hewon'tgetrichfalltheywillgetmarriedinshewillhaveanoperationlovetheywon'tgotouniversity



1 _____

2 _____



3 _____

4 _____

5 The hidden phrase is: _____.